

RACE, GENDER, POVERTY AND INCOME INEQUALITY AMONG AMERICA'S SENIORS

National Aging & Law Conference 2015

Jennifer Goldberg & Kate Lang
Justice in Aging

Odette Williamson
National Consumer Law Center

JUSTICE IN AGING
FIGHTING SENIOR POVERTY THROUGH LAW

NCLC® | **NATIONAL CONSUMER
LAW CENTER**®
Advancing Fairness in the Marketplace for All

W A R O N

P O V E R T Y

LBJ Declares
War on Poverty

1964

2014

1965

Medicare
Medicaid
Older Americans Act

1972

Supplemental
Security Income
Program

Official Poverty Measure (10%)



Supplemental Poverty Measure (15%)



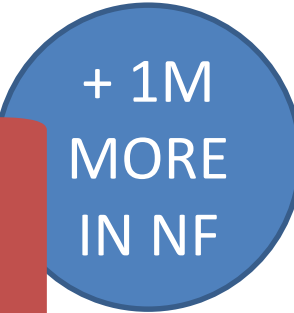
Economically Vulnerable (48%)



<http://kaiserfamilyfoundation.files.wordpress.com/2013/05/8442-a-state-by-state-snapshot-of-poverty-among-seniors.pdf>

NATIONAL NUMBERS

6.4



M I L L I O N

SENIORS IN POVERTY


Per Supplemental

P o v e r t y M e a s u r e

NATIONAL NUMBERS

DC SENIOR POVERTY RATE

Supplemental Poverty Measure (25%)




HIGHEST IN THE COUNTRY

<http://kff.org/interactive/seniors-in-poverty/>

DC NUMBERS

CALIFORNIA SENIOR POVERTY RATE

Supplemental Poverty Measure (21%)



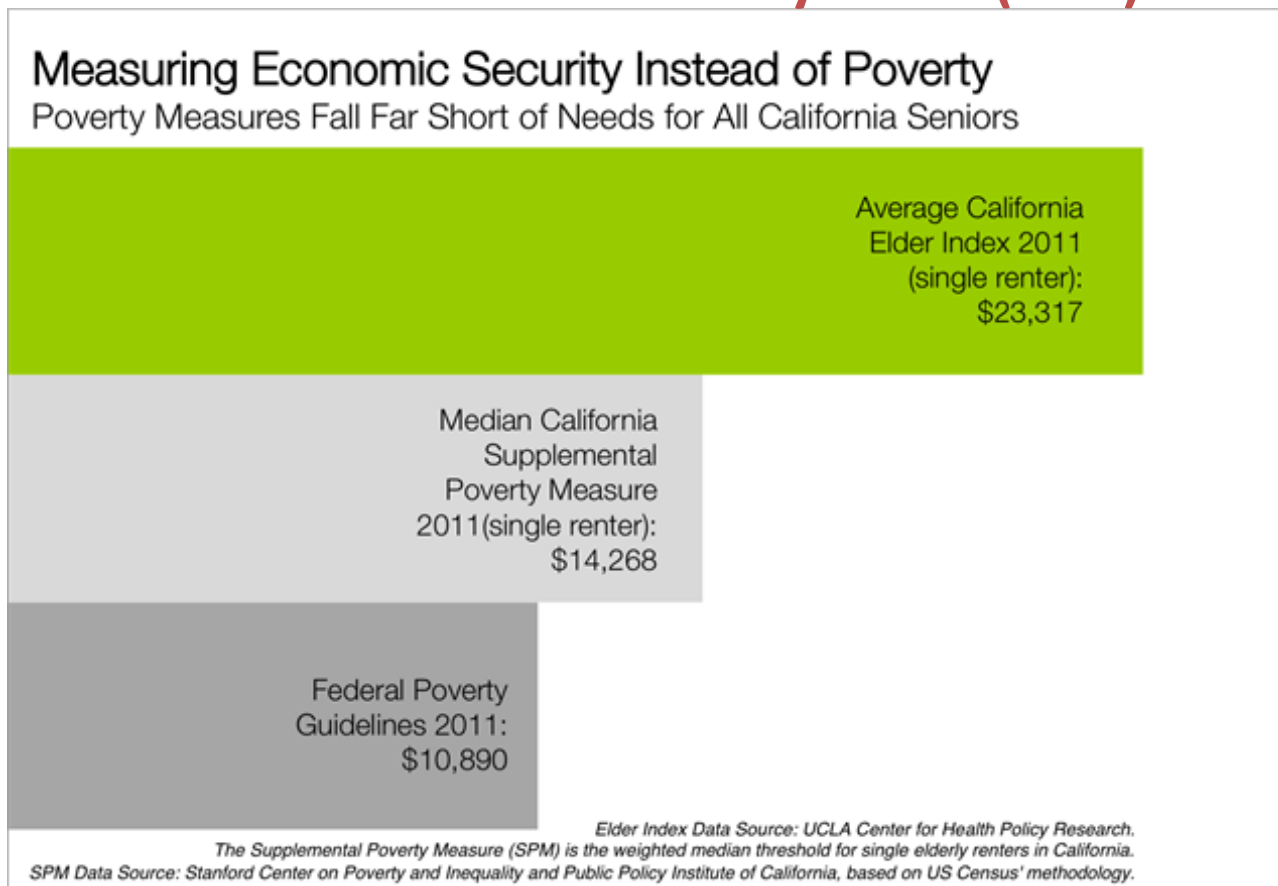
SECOND HIGHEST IN THE COUNTRY

<http://kff.org/interactive/seniors-in-poverty/>

CALIFORNIA NUMBERS

ECONOMIC SECURITY MORE IMPORTANT THAN POVERTY RATE

Elder Economic Security Index (EESI)

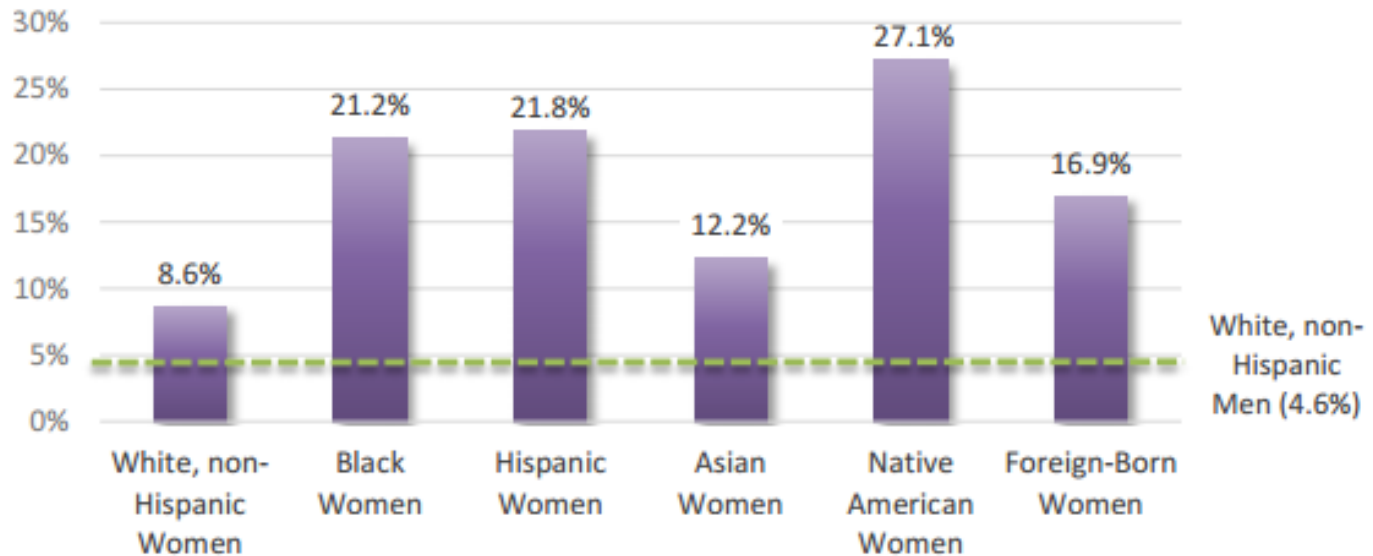


<http://www.insightccd.org/past-archives/what-seniors-need-to-make-ends-meet-elder-index-in-california/>

CALIFORNIA NUMBERS

OLDER WOMEN AND PEOPLE OF COLOR PARTICULARLY IMPACTED BY POVERTY

Poverty Rates for Adults 65 and Older, 2012



Source: Census Bureau, Current Population Survey

www.nwlc.org 

<http://www.nwlc.org/sites/default/files/pdfs/povertysnapshot2014.pdf>

NATIONAL NUMBERS

SENIOR POVERTY RISING

Extreme poverty
men
UP 21% 2011-12

Extreme poverty
women
UP 19% 2011-13

Extreme poverty
women living alone
UP 30% 2011-13

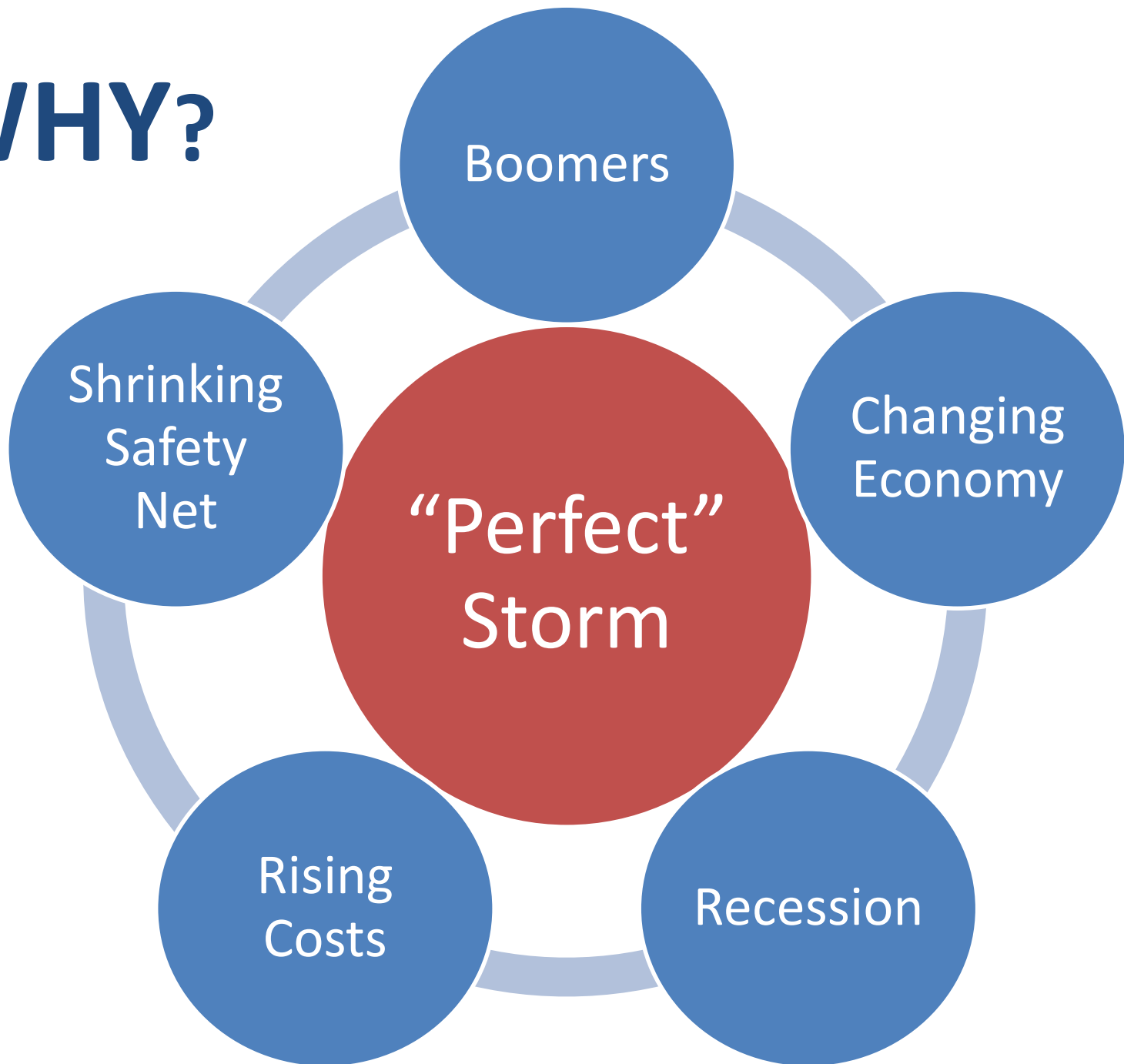
Homelessness
LA County
UP 29% 2011-13

Food insecurity
UP 50% BY 2050

Homelessness
nationally
UP 33% BY 2020
UP 100% BY 2050

Insecure and Unequal: Poverty and Income Among Women and Families, 2000 – 2012, National Women’s Law Center, September 2013;
http://www.nwlc.org/sites/default/files/pdfs/final_2013_nwlc_povertyreport.pdf
Feeding America, *Senior Hunger* (website visited March 4, 2014); <http://feedingamerica.org/hunger-in-america/hunger-facts/senior-hunger.aspx>
M. William Sermons and Meghan Henry, *Demographics of Homelessness Series: The Rising Elderly Population*, Homeless Research Institute, April 2010; http://b.3cdn.net/naeh/9c130dfb64e7ddbdf7_88m6bnd7g.pdf
Los Angeles Homeless Services Authority, *2013 Greater Los Angeles Homeless Count*, August 20, 2013, at p. 40;
<http://documents.lahsa.org/planning/homelesscount/2013/HC13-Results-LACounty-COC.pdf>

WHY?



So what do we do?

DO WHAT WORKS

Gov't programs work
and are necessary for
seniors

Senior poverty rate in
1960 was 35%

STRENGTHEN THE SAFETY NET

Reject proposals to
further cut

Restore and Update

Passed in
1972

Outdated
Program
Rules

A CASE STUDY

SSI

Efforts to
Improve

Limited
Benefit

Supplemental Security
Income Program

H.R. 2442
S 1387

Decreasing
State
Support

Medicaid Expansion
Coverage ends at age
65 or when eligible for
Medicare

Financial Assistance for
Marketplace ends
when eligible for
Medicare

A CASE STUDY

HEALTH CARE TRANSITIONS FOR OLDER ADULTS

Medicare Savings
Programs limitations

Income, Resource,
Benefit Gaps for
Medicaid

HCBS
Services

Affordable
Housing

A CASE STUDY
AGING IN PLACE

Transport-
ation

Accessible
Housing

Support
for
Caregivers

Elder
Abuse
Prevention





TELL THE STORY

